

FP	Industrial	15dB(A) Attenuation
FP1	Semi Residential	25dB(A) Attenuation
FP2	Residential	35dB(A) Attenuation

Absorptive Intake/Exhaust Gas Silencer

The FP series silencer is a straight through absorption type, suitable for vertical and horizontal installations. The design gives good attenuation in the higher frequency octave band widths and is, therefore, versatile in its application as an intake or exhaust silencer on fan blowers, centrifugal compressors, internal combustion engines, and small low-pressure gas vents and steam ejectors.

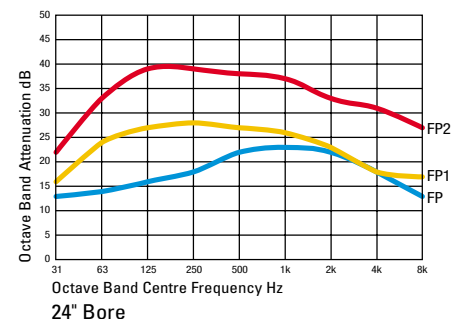
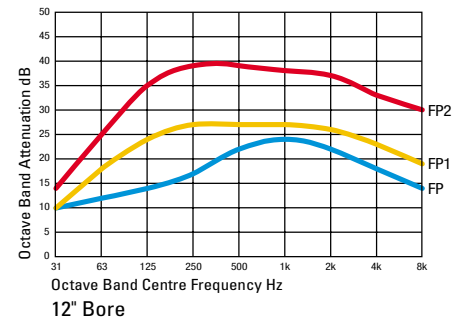
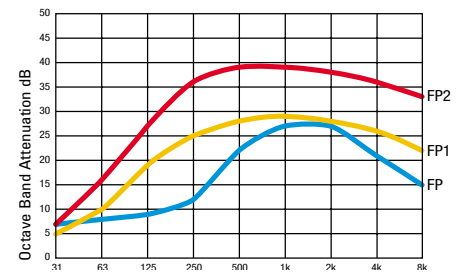
When used as a secondary or terminal silencer in conjunction with a high performance reactive silencer, stringent noise limitations can be achieved as a result of their complementary effect on the noise spectrum.

The FP 'industrial grade' absorptive silencer series are of all welded design, sturdily constructed in carbon steel with a heat resisting aluminium or black paint finish to ensure a long service life.

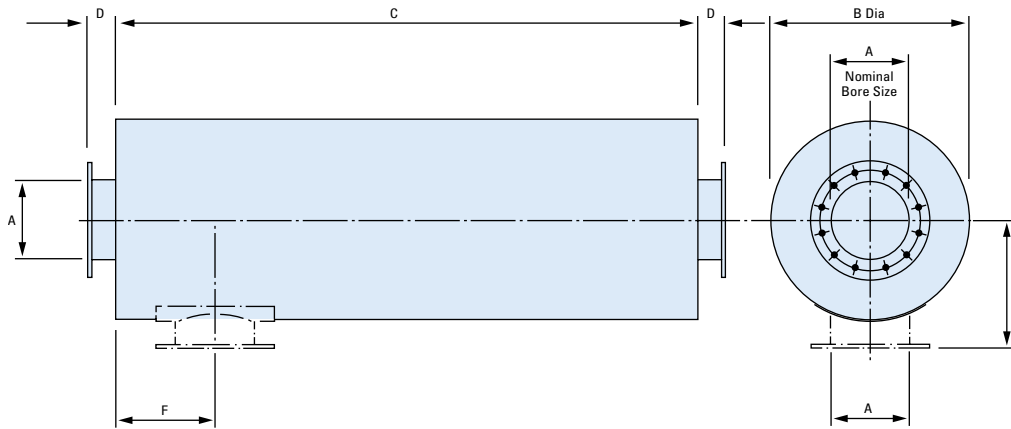
Options

- BS10 Table 'D' flanges fitted as standard.
- Alternative flange patterns available on request.
- B.S.P. connections available on smaller sizes.
- Radial/axial inlet.
- Radial/axial outlet.
- Heat resisting aluminium or black paint.
- Shot blast and aluminium metal sprayed.
- Stainless steels.
- Galvanised steel (intakes only).
- Corten steel.
- Support feet and brackets.
- Lifting lugs.
- Catalytic converters.

Back pressure figures can vary greatly with temperature and gas velocity, please contact IMS for advice.



FP series



Silencer Ref	All	FP	FP1/2	FP	FP1	FP2	All	FP	FP1/2	All	Weight	Weight	Weight
	A	B	B	C	C	C	D	E	E	F	FP	FP1	FP2
	INCH	MM	MM	MM	MM	MM	MM	MM	MM	MM	KGS	KGS	KGS
FP/1/2 038	1.5	115	178	600	800	1100	50	93	160	60	3	10	14
FP/1/2 050	2	115	210	700	850	1200	50	98	180	60	5	17	20
FP/1/2 063	2.5	140	210	700	850	1200	50	110	180	70	6	25	35
FP/1/2 075	3	152	230	700	900	1250	50	126	190	90	9	35	55
FP/1/2 090	3.5	178	310	850	950	1350	75	164	230	150	15	60	80
FP/1/2 100	4	230	360	850	1100	1600	75	190	255	160	20	85	125
FP/1/2 125	5	310	410	850	1200	1800	75	230	280	180	30	120	160
FP/1/2 150	6	360	460	1150	1400	1900	75	255	305	190	46	160	220
FP/1/2 175	7	360	460	1150	1500	2300	75	255	305	200	47	170	250
FP/1/2 200	8	410	610	1450	1650	2500	75	280	355	220	64	190	280
FP/1/2 225	9	410	610	1450	1800	2600	75	280	355	235	68	220	320
FP/1/2 250	10	460	660	1750	2000	2700	75	305	430	250	130	290	400
FP/1/2 300	12	560	760	2200	2200	3200	100	380	480	280	200	400	500
FP/1/2 350	14	560	760	2200	2400	3300	100	380	480	320	218	490	680
FP/1/2 400	16	660	920	2600	2700	3700	100	430	550	340	280	630	850
FP/1/2 450	18	660	920	2900	3000	4200	100	430	550	370	310	780	1000
FP/1/2 500	20	760	1070	2900	3300	4500	100	480	640	400	330	900	1200
FP/1/2 550	22	760	1270	3200	3600	4800	100	480	735	430	375	1100	1400
FP/1/2 600	24	810	1370	3500	3700	5000	100	505	835	460	430	1300	1800

Larger sizes available on request.